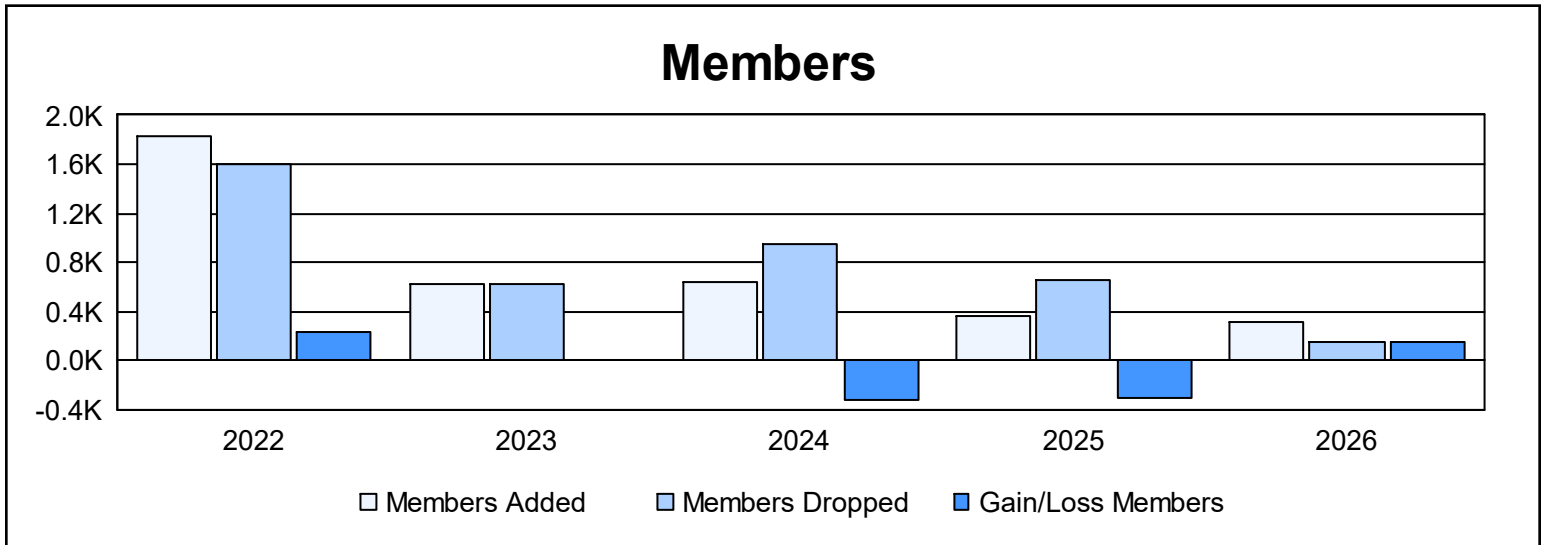
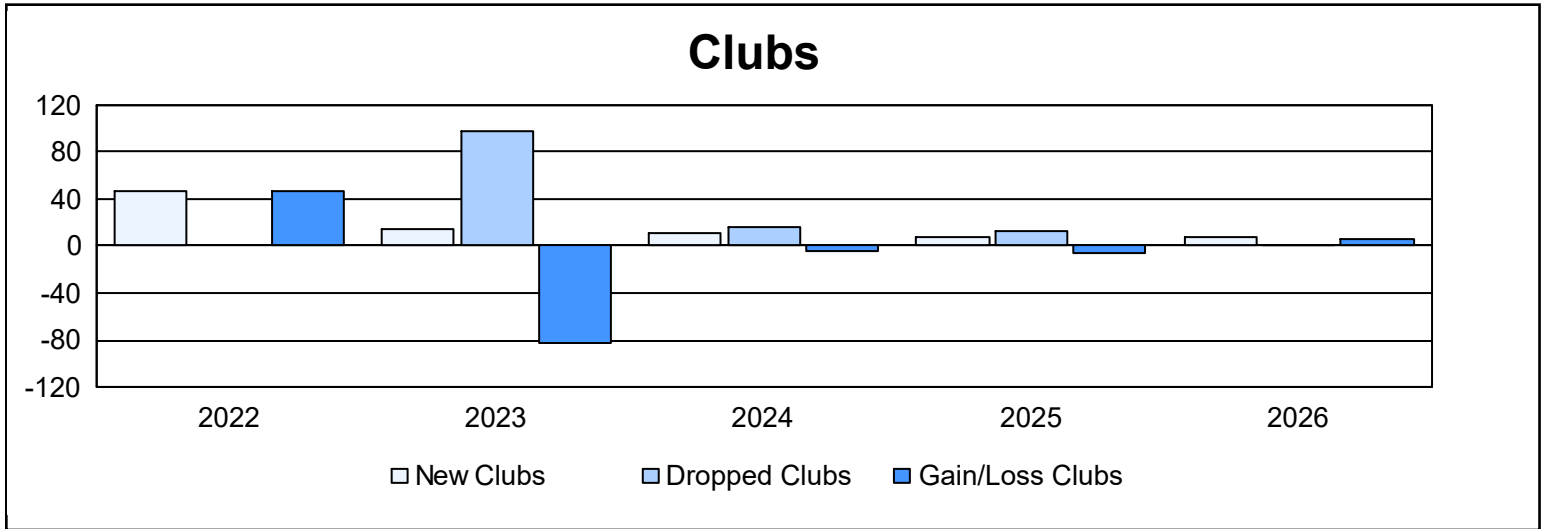
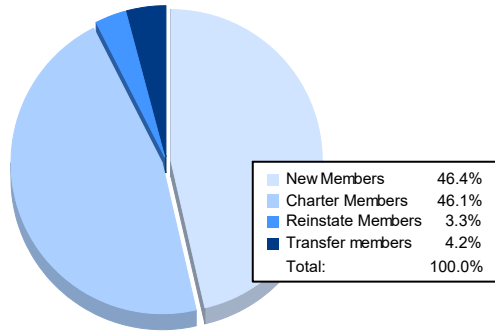


| Year | New Clubs | Dropped Clubs | Gain/ Loss Clubs | New Members | Charter Members | Reinstate Members | Transfer Members | Total Member Added | Total Members Dropped | Gain/ Loss Members |
|----------------|-----------|---------------|------------------|-------------|-----------------|-------------------|------------------|--------------------|-----------------------|--------------------|
| 2021-2022 | 47 | 0 | 47 | 781 | 1,021 | 18 | 9 | 1,829 | 1,596 | 233 |
| 2022-2023 | 14 | 97 | -83 | 239 | 379 | 5 | 5 | 628 | 628 | 0 |
| 2023-2024 | 11 | 16 | -5 | 309 | 260 | 12 | 54 | 635 | 952 | -317 |
| 2024-2025 | 7 | 13 | -6 | 111 | 142 | 85 | 21 | 359 | 660 | -301 |
| 2025-2026 | 7 | 1 | 6 | 142 | 141 | 10 | 13 | 306 | 147 | 159 |
| Average | 17 | 25 | -8 | 316 | 389 | 26 | 20 | 751 | 797 | -45 |



Membership Composition May 2026 Cumulative



Gender Composition May 2026 Cumulative

